



District Report Card: 2017


State: Kerala	District: Kottayam
Class: 5	Subject: Language
Schools: 61	Students: 1252


Participation/Coverage


Students

GENDER 	Boys		Girls	
	Number	%	Number	%
	648	51.76	604	48.24

AREA 	Rural		Urban	
	Number	%	Number	%
	1044	83.39	208	16.61

CATEGORY 	SC		ST		OBC		GEN	
	Number	%	Number	%	Number	%	Number	%
	178	14.22	24	1.92	594	47.44	456	36.42

CWSN 	LD	VI	HI	S&LD	ID	Oth
	5	5	1	5	9	1

Management 	Government		Government-aided	
	Number	%	Number	%
	178	14.22	1074	85.78

Average Performance of Students in Language (%)

Overall	Gender		Area		Management		Social Group			
	Male	Female	Rural	Urban	Govt.	Aided	SC	ST	OBC	GEN
63.51	62.57	64.51	64.16	60.26	61.95	63.77	59.85	64.72	62.09	66.73

Performance on Learning Outcomes (LOs)

Learning Outcomes	Description	Average Performance(%)
L504	Reads and comprehends independently storybooks, news items/ headlines, advertisements etc.	62.06
L508	Reads text with comprehension, locates details and sequence of events	64.23

Range of Performance of Students who Answered Correctly							
Below 30%		30% - 50%		50% - 75%		Above 75%	
Number	%	Number	%	Number	%	Number	%
84	6.71	279	22.28	500	39.94	389	31.07

Lowest Performing Learning Outcomes (LOs)

- 1 - Reads and comprehends independently storybooks, news items/ headlines, advertisements etc. (62.06)
- 2 - Reads text with comprehension, locates details and sequence of events (64.23)